


Coaxial Connectors for Hi-PAS Mounting

PO55 Series

■ Overview

The PO55 Series of 50 Ω nominal impedance plug-in type high frequency coaxial multi-position connectors are designed for use with Hi-PAS (High-density Packaging System) mounting technology, which is the high-density mounting technology used in a wide variety of communications equipment including exchange equipment and transmission equipment.



■ Features

- (1) These coaxial 14-conductor multi-position connectors are suitable for high-density mounting.
- (2) Use of a floating mechanism permits mixed mounting on the same board together with electrical connectors (of the HP5 Series) and optical connectors (of the HMU Series).
- (3) The coaxial connector plugs built into the connector housing can be connected or disconnected from the rear side if desired, achieving excellent workability in terms of construction and maintenance.

■ Applications

Communications equipment, transmission/exchange equipment, etc.

High-density Packaging System

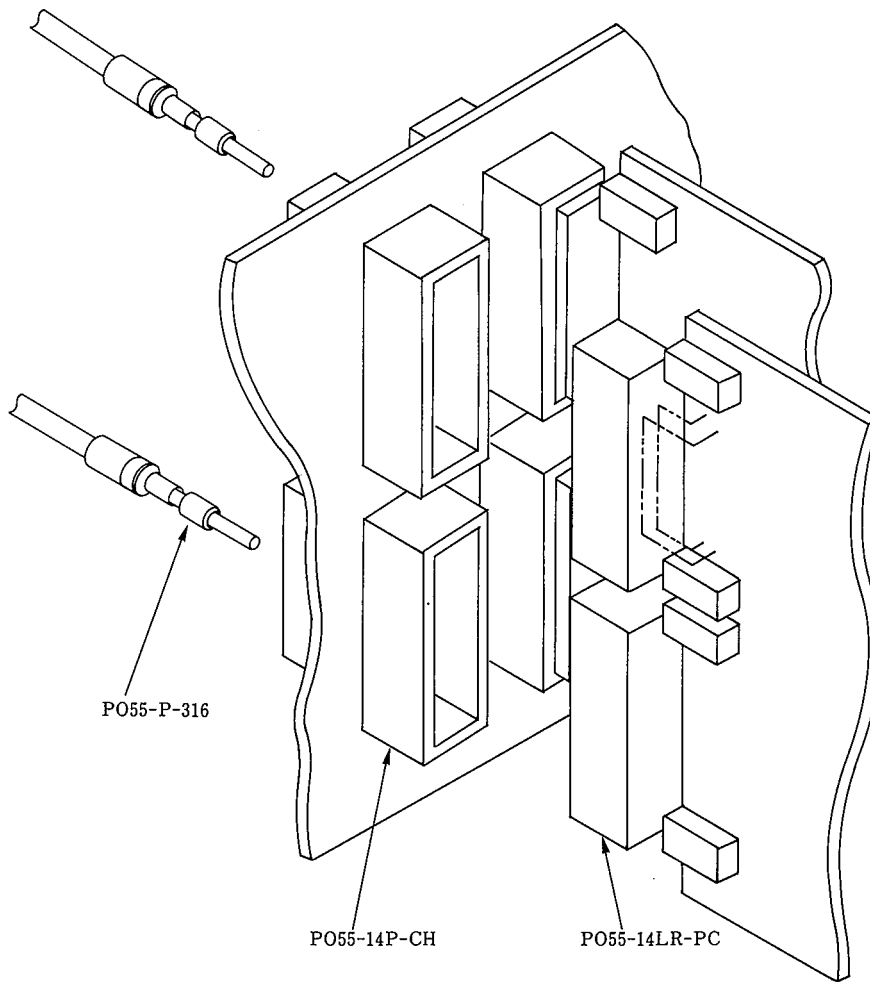
■ Performance

Item	Standard Value
Contact resistance	Center: 25 mΩ or less, Outside: 10 mΩ or less
Insulation resistance	500 MΩ or greater at 500 V DC
Withstand voltage	500 V AC (rms) for 1 minute
Characteristic impedance	50Ω
VSWR	1.2 or less from DC to 1 GHz
Insertion loss	0.3 dB or less up to 1 GHz, 0.6 dB or less up to 2 GHz

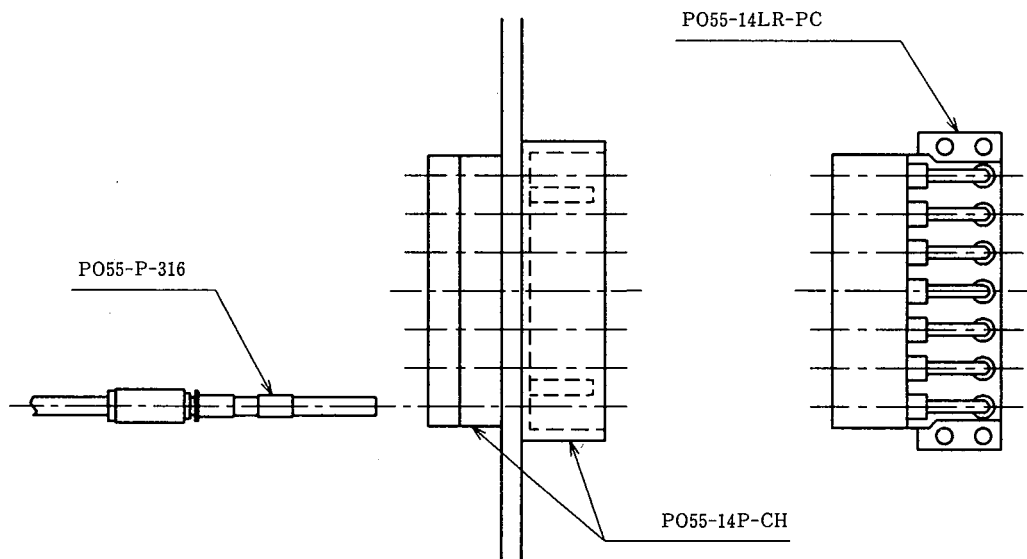
■ Materials and Processing (Important Parts)

Part Name	Material	Processing
P shell and R shell	Brass	Gold plating
Spring ring	Beryllium copper	Gold plating
Insulation (Inside RF contact)	PTFE resin	
Male contact	Phosphor bronze	Gold plating
Female contact	Beryllium copper	Gold plating
Housing	PBT resin	

■ Diagram of Connector Mounting Condition

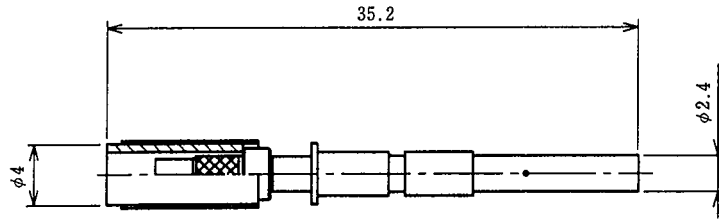
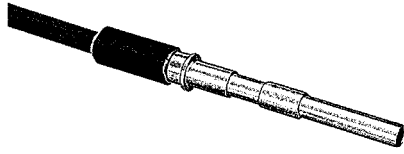


◆ Hi-PAS Function Diagram



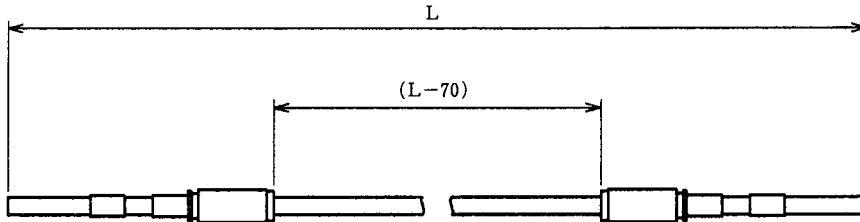
High-density Packaging System

▲ Plugs



HRS No.	Product No.	Suitable Cable
CL330-0221-6	PO55-P-316	RG-316/U

▲ Plug Harness



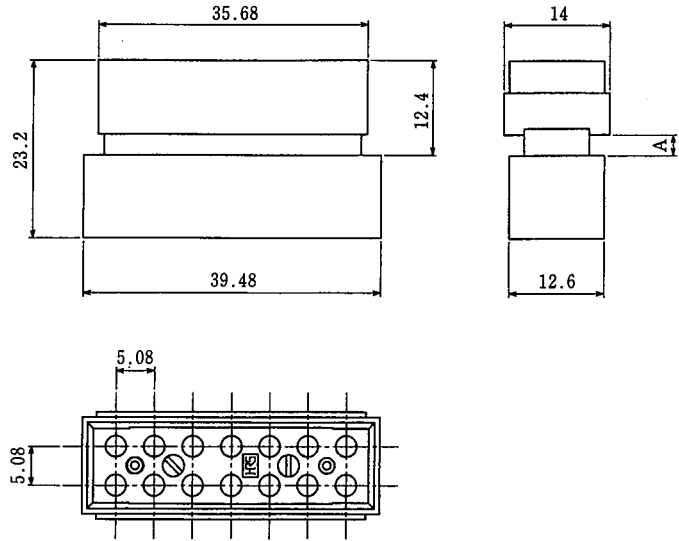
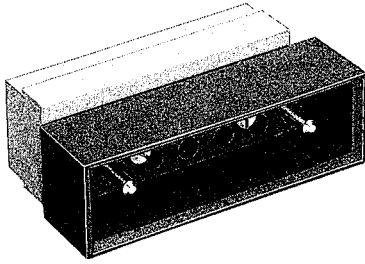
HRS No.	Product No.	Cables used
CL321-1517-7	PO55-2P-316-(L)	RG-316/U

NOTE: Specify L when ordering

Tolerance of the L dimension is according to the table below. (Unit: mm)

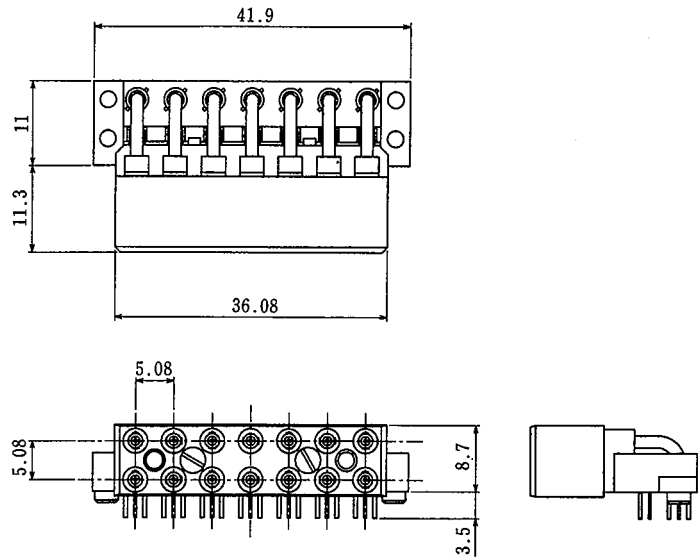
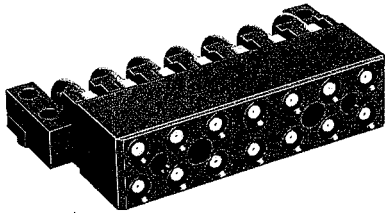
L dimension	Tolerance
150~ 200	± 4
201~ 500	± 8
501~1,000	±12
1,000~	±(L × 1.5%)

▲ Plug Housings



HRS No.	Product No.	Suitable Board Thickness	Dimension A
CL330-0222-9	PO55-14P-CH	2.4mm	2.7
CL330-0223-1	PO55-14P-CH1	3.2mm	3.5

▲ Right-Angle Receptacle

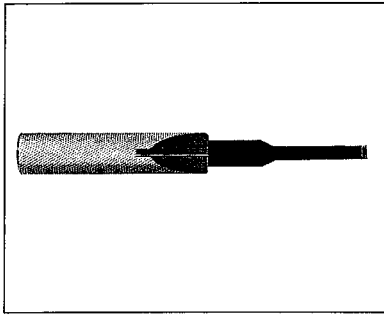


HRS No.	Product No.	Suitable Board Thickness
CL330-0224-4	PO55-14LR-PC	1.6mm, 2.0mm
CL330-0227-2	PO55-10LR-PC-Z	1.6mm, 2.0mm

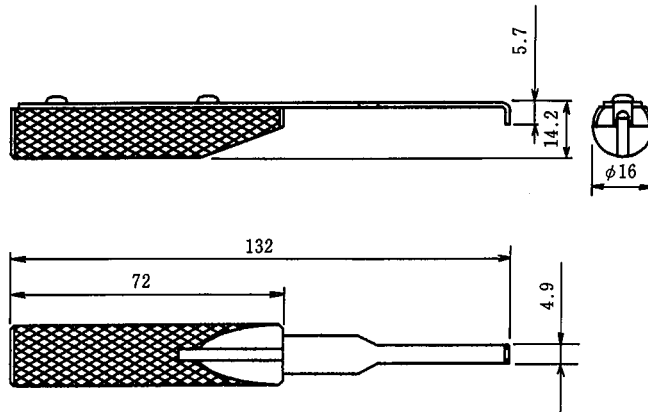
NOTE: The photograph and the diagram refer to PO55-14LR-PC.
PO55-10LR-PC-Z is the receptacle 10 contacts from the center.

High-density Packaging System

▲ Plug Insertion and Extraction Tool

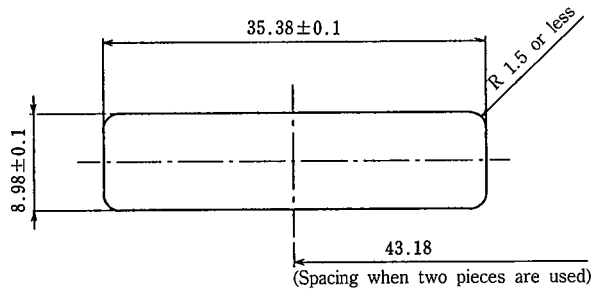


HRS No.	Product No.
CL350-0053-8	PO55-T-1



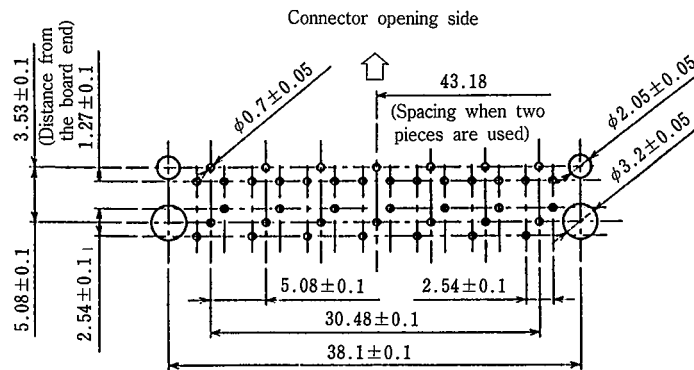
◆ Board Hole Opening Dimensions Diagram

PO55-14P-CH, PO55-14P-CH1



Board Hole Opening Dimensions Diagram

PO55-14LR-PC, PO55-10LR-PC-Z



Board Hole Opening Dimensions Diagram